

# R|A|M

## Modern Mondrian Activity Sheet

Dutch painter, modernist Piet Mondrian is best known for his works from the 1920s that feature geometric, horizontal and vertical lines with rectangles of color. These pieces reflect his belief that objects must be simplified to their basic elements in order to reveal their energy and balance.




### Supplies

- White Construction Paper
- Color Construction Paper
- Black Electrical Tape
- Ruler
- Pencil
- Scissors
- Glue Stick



### Directions

1. Cut white construction paper into a perfect square. Ours is 11 x 11 inches.
2. Use the pencil and ruler to divide the paper with vertical and horizontal lines in a random fashion.
3. Cut the color construction paper to fit into the boxes and rectangles. Don't worry about being exact.



4. Glue the color paper onto the white paper in the spaces you choose.
5. Apply the black electric tape in between the shapes to cover the pencil marks and create thick black grid lines. Hint: You can use paint or markers for color if you do not have color paper.

